

Medlemsudvikling 2015-2025

Bordtennis Danmark

Bordtennis Danmark	2015	2016	2017	2018	2019	2020	2021	2022	2023	2024	2025
Samlet	8.412	8.309	8.671	9.290	10.222	9.171	9.009	9.128	9.717	10.224	11.329
0-18 år	3.822	3.636	3.528	3.428	3.739	3.399	3.274	3.022	2.804	3.090	3.284
19-59 år	3.140	3.085	3.112	3.278	3.397	3.000	2.713	2.704	2.880	2.898	2.895
60+ år	1.450	1.588	2.031	2.584	3.086	2.772	3.022	3.402	4.033	4.236	5.150

DGI (Kun DGI-medlemmer. Medlemmer af både Bordtennis Danmark og DGI tæller med under Bordtennis Danmark)

DGI	2015	2016	2017	2018	2019	2020	2021	2022	2023	2024	2025
Samlet	536	477	495	477	578	586	633	767	953	1.184	1.238
0-18 år	131	104	106	85	136	124	71	48	67	174	146
19-59 år	286	256	261	232	216	228	252	332	343	411	337
60+ år	119	117	128	160	226	234	310	387	543	599	755

Alle bordtennismedlemmer i Danmark (Det samlede medlemstal i Bordtennis Danmark, DIF, DGI og Dansk Firma Idræt)

ALLE	2015	2016	2017	2018	2019	2020	2021	2022	2023	2024	2025
Samlet	11.149	10.787	11.104	11.651	12.948	11.599	11.520	11.961	13.059	13.912	15.501
0-18 år	4.249	4.023	3.847	3.740	4.165	3.790	3.575	3.334	2.997	3.407	3.713
19-59 år	4.787	4.510	4.489	4.532	4.617	4.066	3.802	3.993	4.326	4.431	4.254
60+ år	2.113	2.254	2.768	3.379	4.166	3.743	4.143	4.634	5.736	6.074	7.534

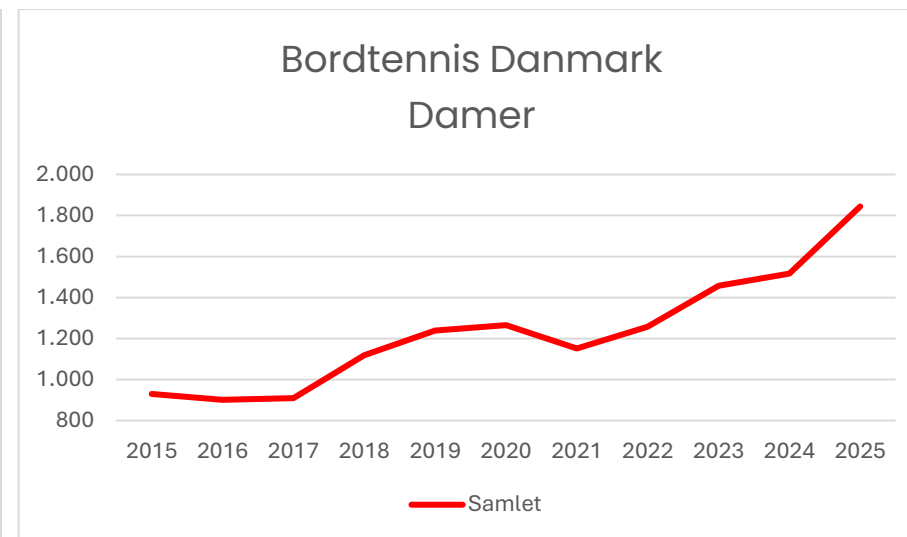
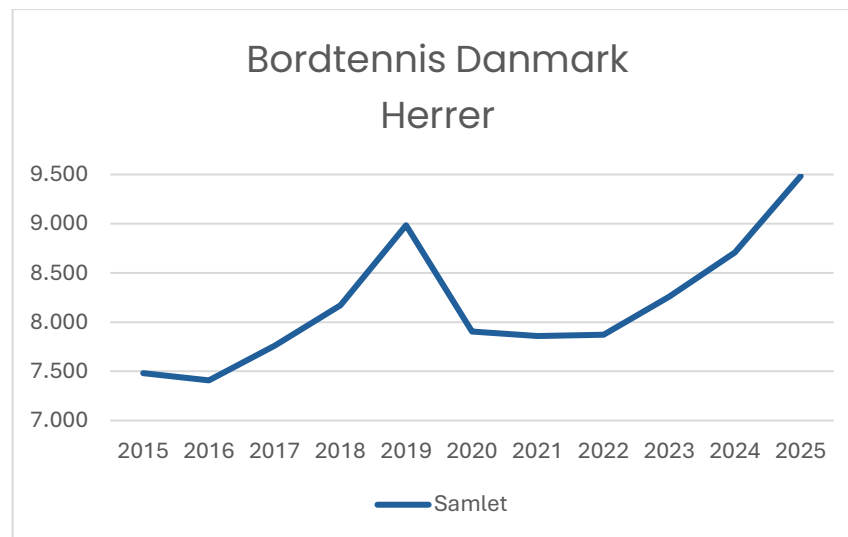
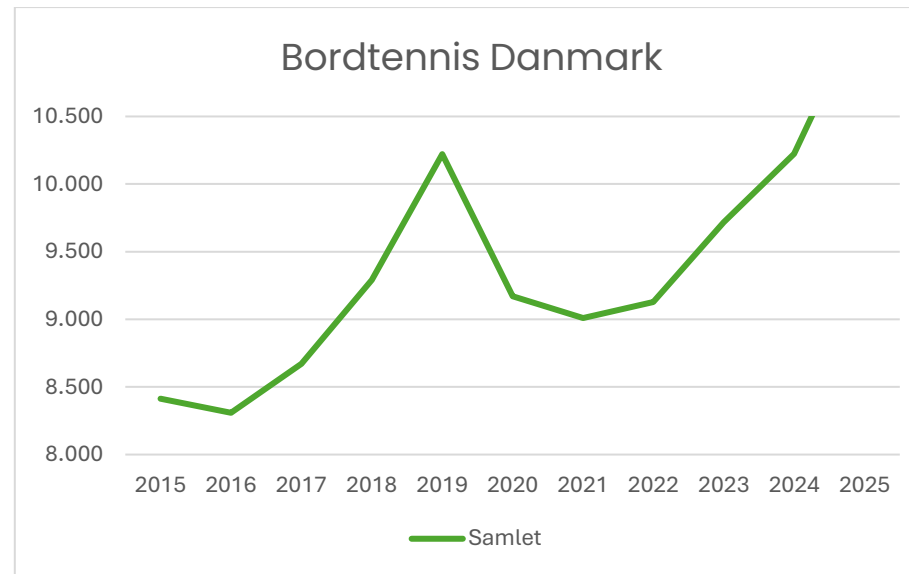
Bordtennis Danmark

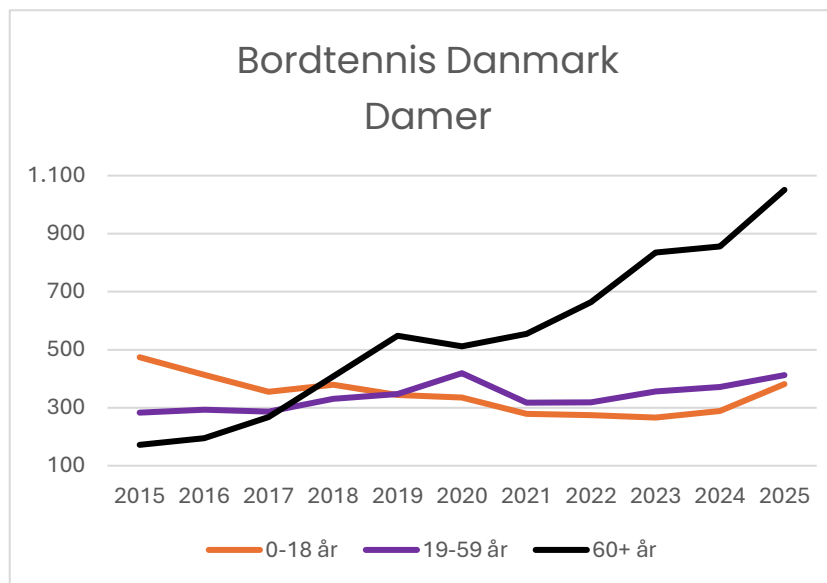
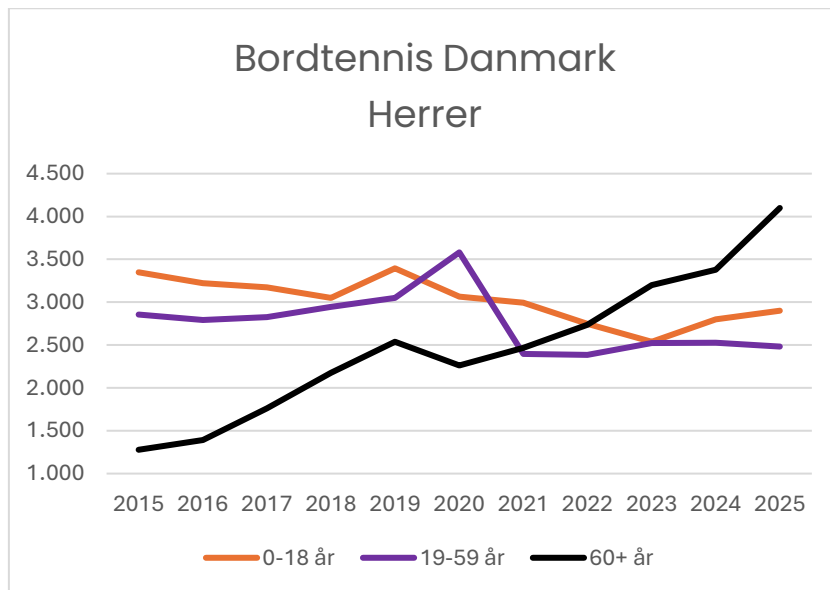
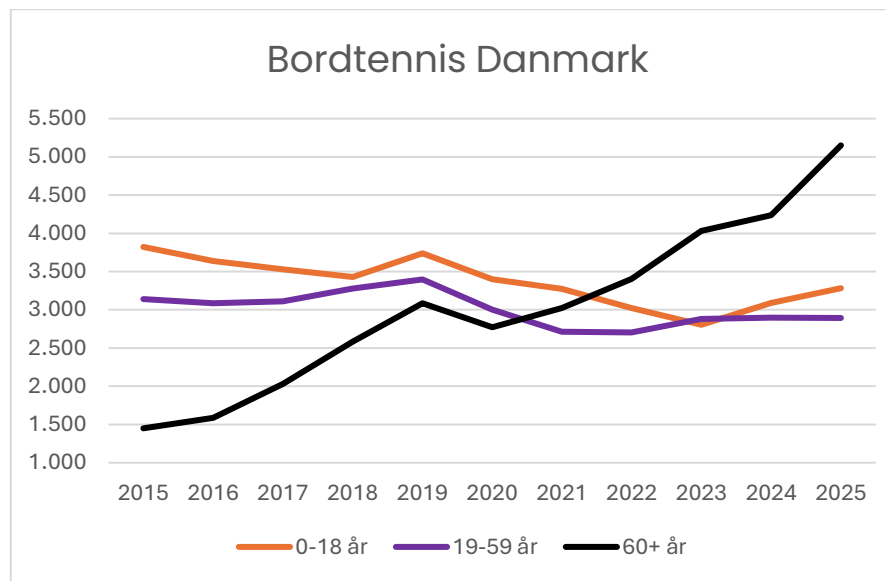
Medlemsudvikling 2015-2025

Bordtennis Danmark	2015	2016	2017	2018	2019	2020	2021	2022	2023	2024	2025
Samlet	8.412	8.309	8.671	9.290	10.222	9.171	9.009	9.128	9.717	10.224	11.329
0-18 år	3.822	3.636	3.528	3.428	3.739	3.399	3.274	3.022	2.804	3.090	3.284
19-59 år	3.140	3.085	3.112	3.278	3.397	3.000	2.713	2.704	2.880	2.898	2.895
60+ år	1.450	1.588	2.031	2.584	3.086	2.772	3.022	3.402	4.033	4.236	5.150

Bordtennis Danmark - HERRER	2015	2016	2017	2018	2019	2020	2021	2022	2023	2024	2025
Samlet	7.483	7.408	7.762	8.172	8.983	7.905	7.858	7.871	8.259	8.707	9.484
0-18 år	3.348	3.223	3.173	3.049	3.395	3.064	2.995	2.748	2.538	2.801	2.902
19-59 år	2.857	2.792	2.826	2.947	3.050	3.581	2.396	2.385	2.523	2.526	2.483
60+ år	1.278	1.393	1.763	2.176	2.538	2.260	2.467	2.738	3.198	3.380	4.099

Bordtennis Danmark - DAMER	2015	2016	2017	2018	2019	2020	2021	2022	2023	2024	2025
Samlet	929	901	909	1.118	1.239	1.266	1.151	1.257	1.457	1.517	1.844
0-18 år	474	413	355	379	344	335	279	274	266	289	381
19-59 år	283	293	286	331	347	419	317	319	356	372	412
60+ år	172	195	268	408	548	512	555	664	835	856	1.051





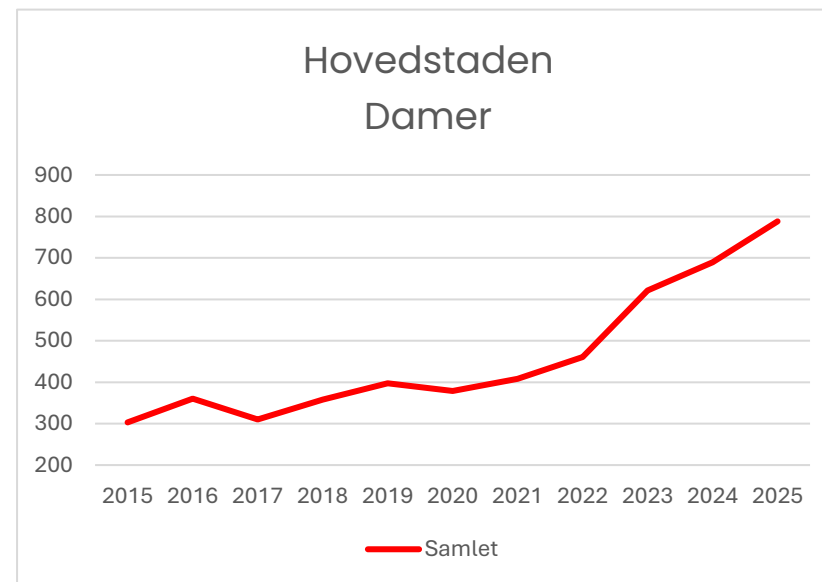
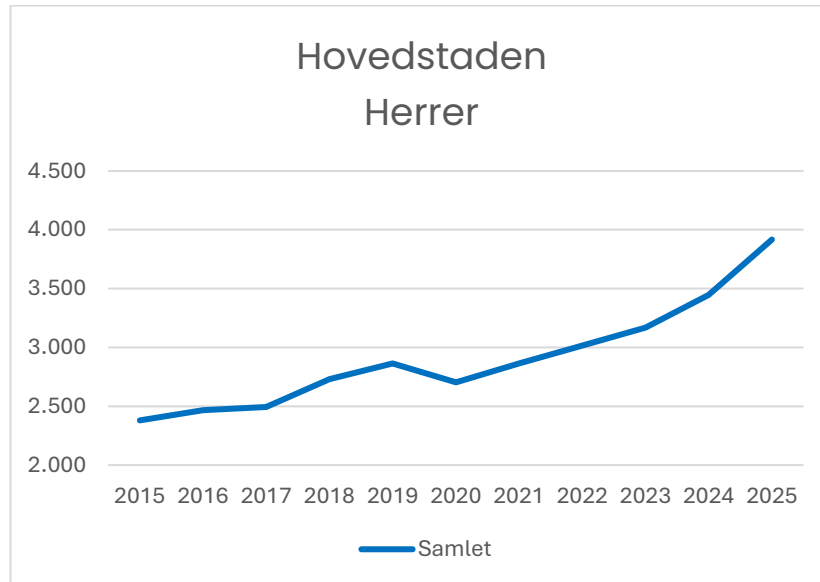
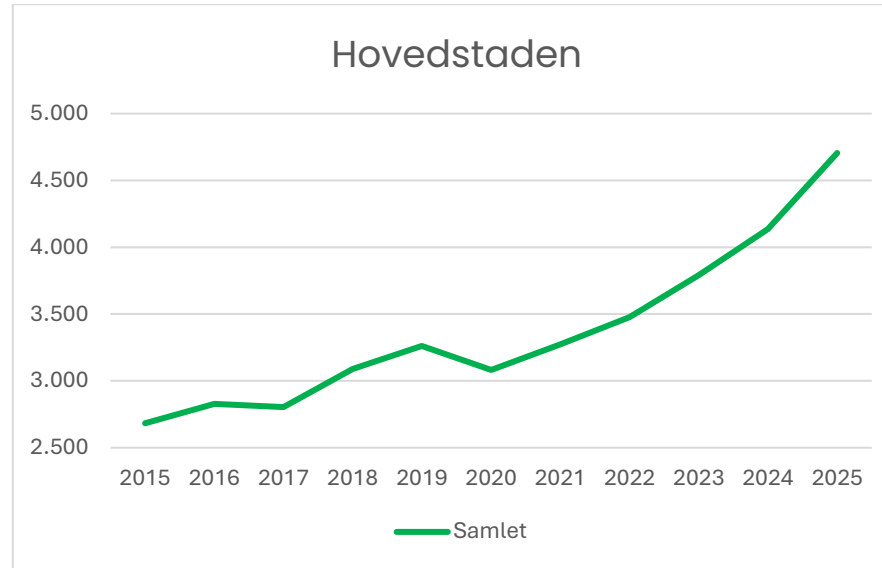
Hovedstaden

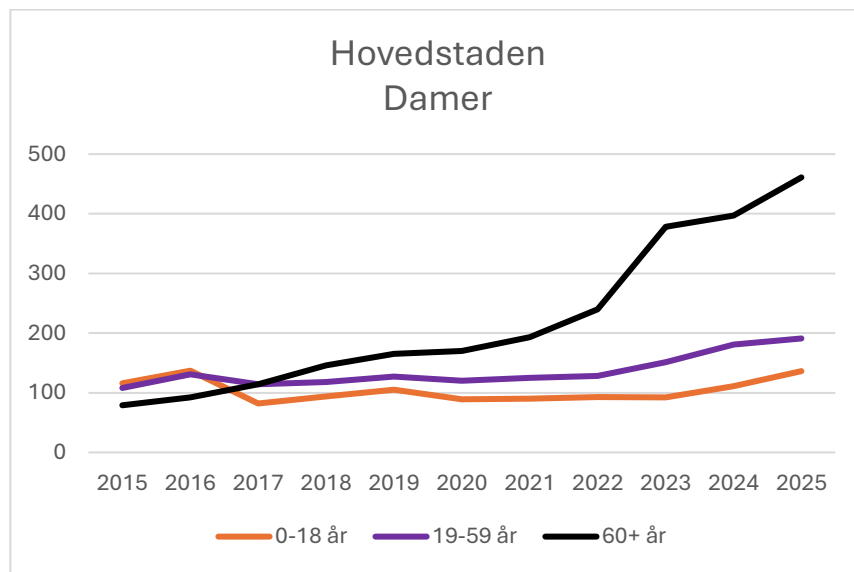
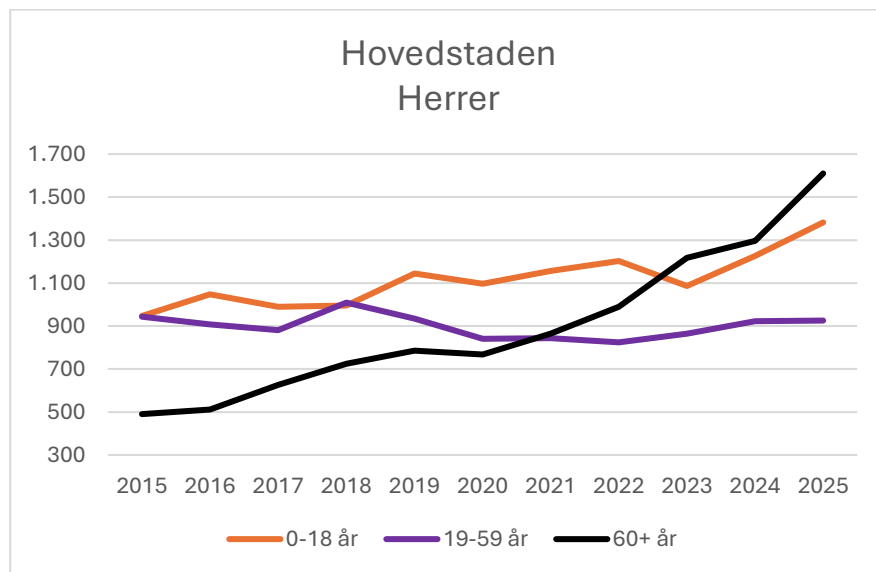
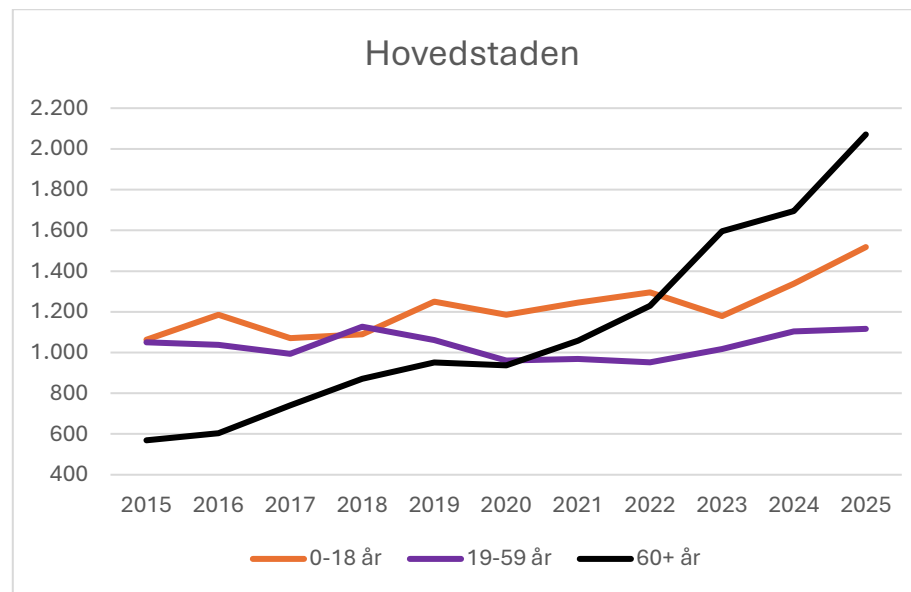
Medlemsudvikling 2015-2025

Hovedstaden	2015	2016	2017	2018	2019	2020	2021	2022	2023	2024	2025
Samlet	2.683	2.827	2.805	3.088	3.262	3.083	3.273	3.478	3.791	4.136	4.705
0-18 år	1.063	1.185	1.071	1.090	1.250	1.185	1.246	1.296	1.179	1.338	1.518
19-59 år	1.051	1.038	994	1.127	1.061	961	969	952	1.017	1.104	1.116
60+ år	569	604	740	871	951	937	1.058	1.230	1.595	1.694	2.071

Hovedstaden - HERRER	2015	2016	2017	2018	2019	2020	2021	2022	2023	2024	2025
Samlet	2.380	2.467	2.495	2.730	2.865	2.704	2.865	3.017	3.169	3.447	3.917
0-18 år	947	1.048	989	996	1.145	1.096	1.156	1.203	1.087	1.227	1.382
19-59 år	943	907	880	1.009	934	841	844	824	865	923	925
60+ år	490	512	626	725	786	767	865	990	1.217	1.297	1.610

Hovedstaden - DAMER	2015	2016	2017	2018	2019	2020	2021	2022	2023	2024	2025
Samlet	303	360	310	358	397	379	408	461	621	689	788
0-18 år	116	137	82	94	105	89	90	93	92	111	136
19-59 år	108	131	114	118	127	120	125	128	151	181	191
60+ år	79	92	114	146	165	170	193	240	378	397	461





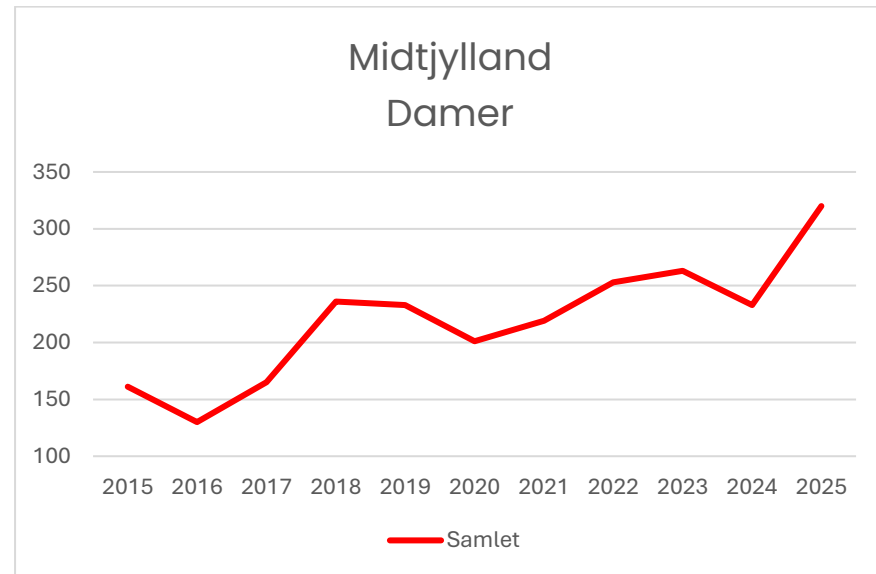
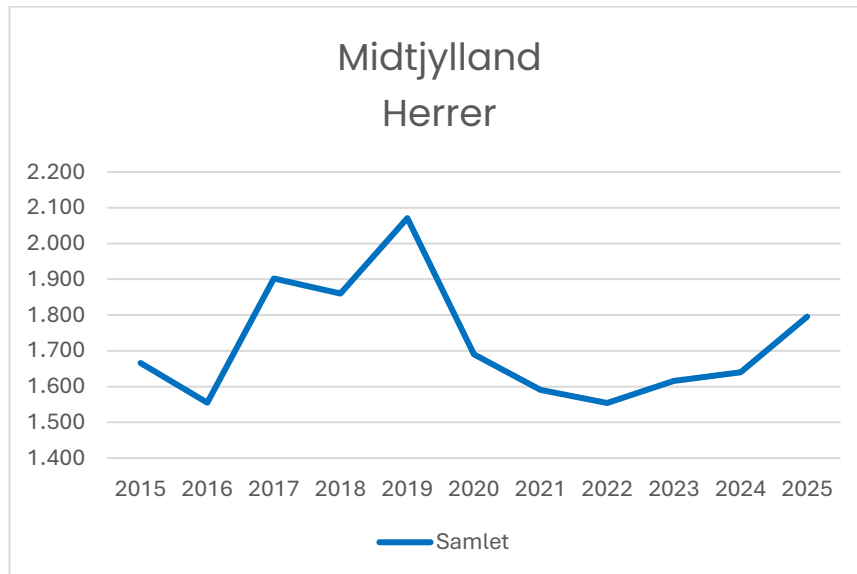
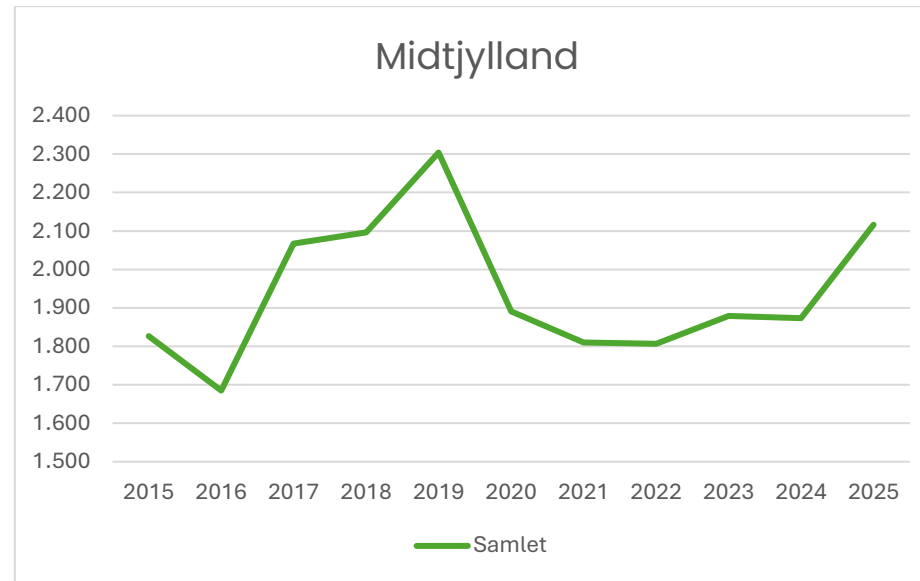
Midtjylland

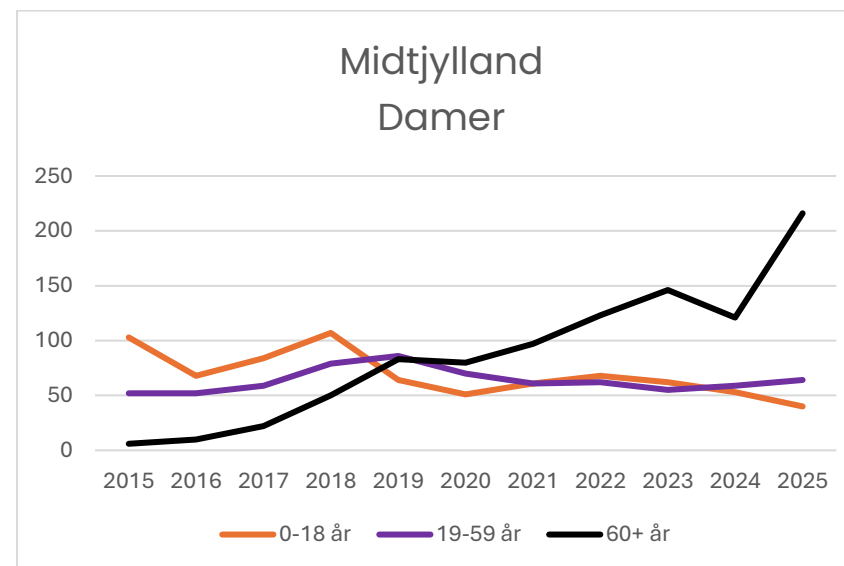
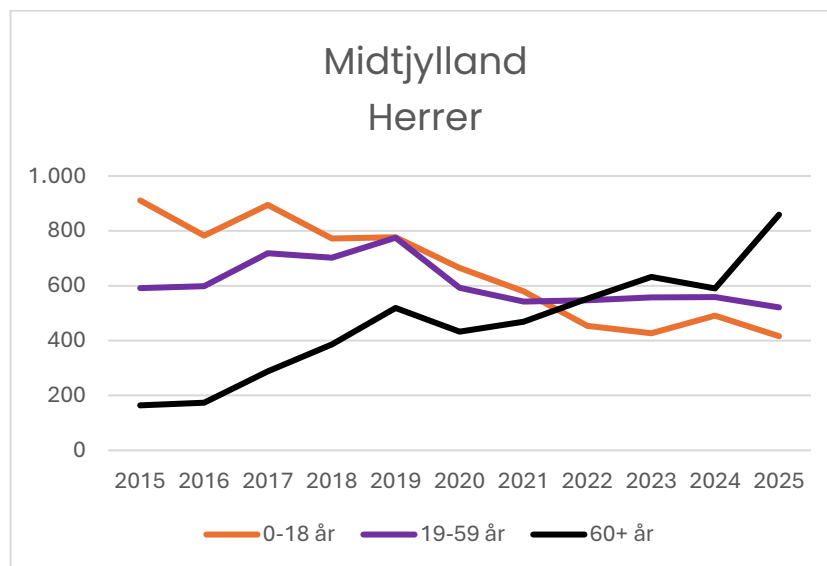
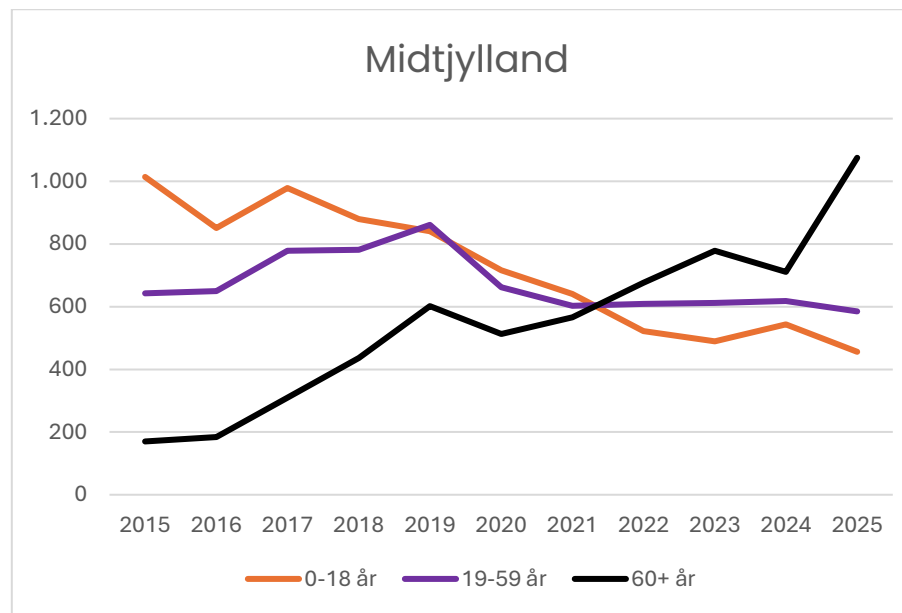
Medlemsudvikling 2015-2025

Midtjylland	2015	2016	2017	2018	2019	2020	2021	2022	2023	2024	2025
Samlet	1.827	1.685	2.067	2.096	2.304	1.891	1.810	1.807	1.879	1.873	2.116
0-18 år	1.014	851	979	879	841	716	641	522	489	544	456
19-59 år	643	650	778	781	861	662	603	609	612	618	585
60+ år	170	184	310	436	602	513	566	676	778	711	1.075

Midtjylland - HERRER	2015	2016	2017	2018	2019	2020	2021	2022	2023	2024	2025
Samlet	1.666	1.555	1.902	1.860	2.071	1.690	1.591	1.554	1.616	1.640	1.796
0-18 år	911	783	895	772	777	665	580	454	427	491	416
19-59 år	591	598	719	702	775	592	542	547	557	559	521
60+ år	164	174	288	386	519	433	469	553	632	590	859

Midtjylland- DAMER	2015	2016	2017	2018	2019	2020	2021	2022	2023	2024	2025
Samlet	161	130	165	236	233	201	219	253	263	233	320
0-18 år	103	68	84	107	64	51	61	68	62	53	40
19-59 år	52	52	59	79	86	70	61	62	55	59	64
60+ år	6	10	22	50	83	80	97	123	146	121	216





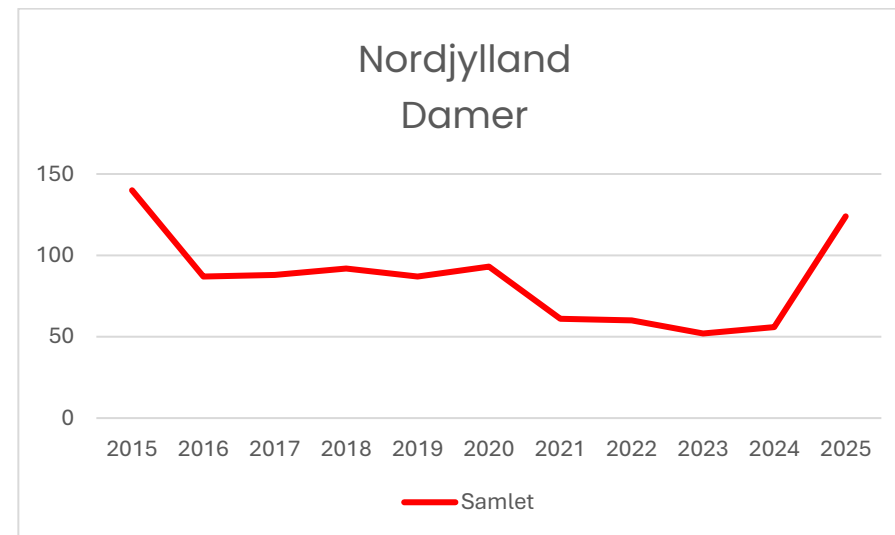
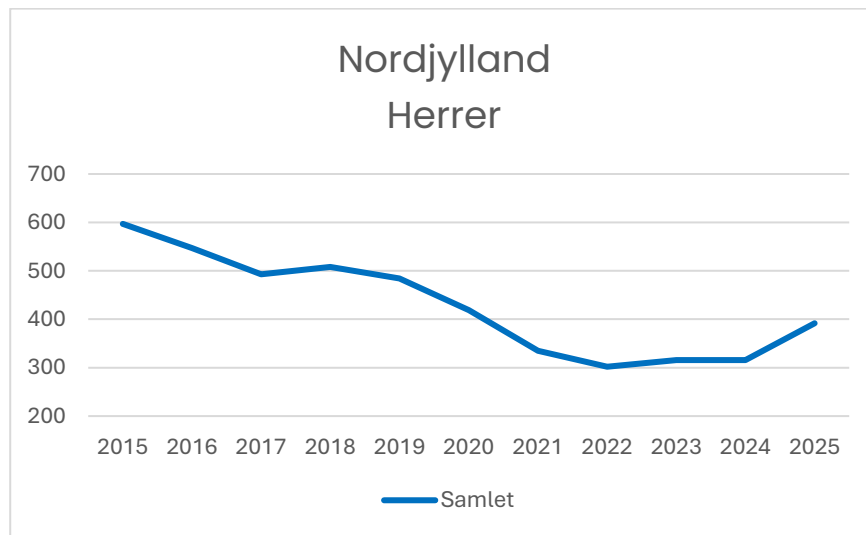
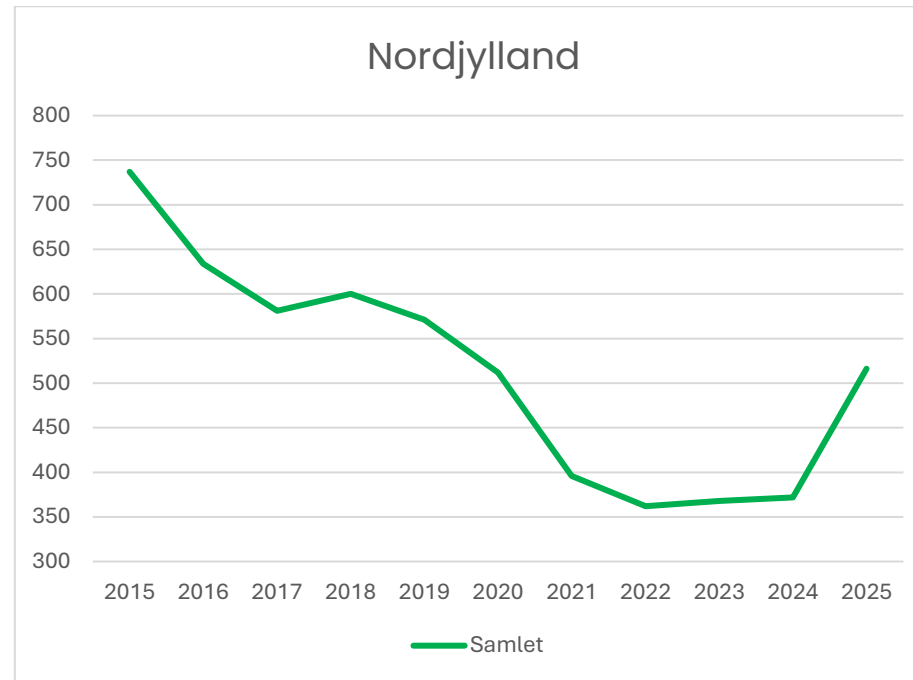
Nordjylland

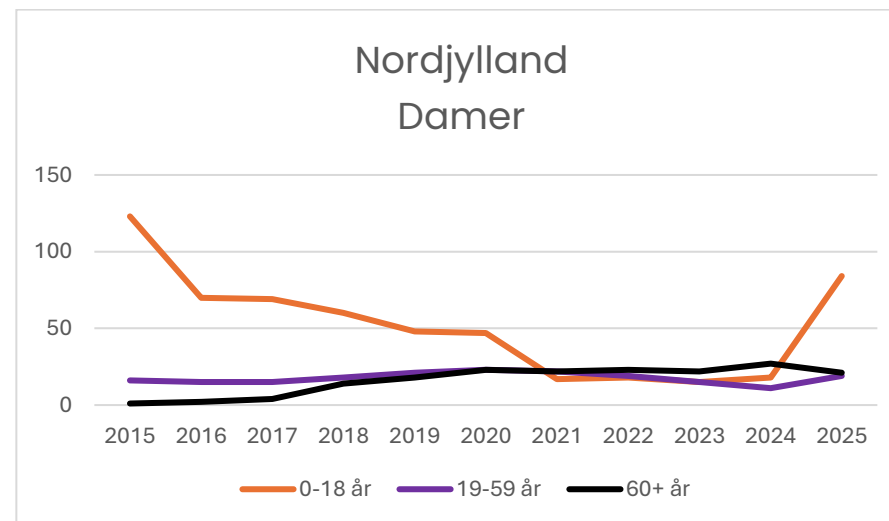
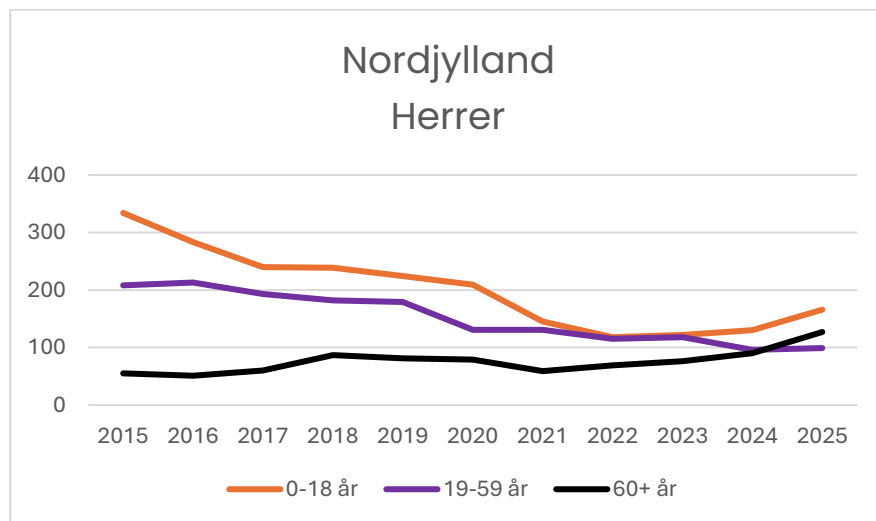
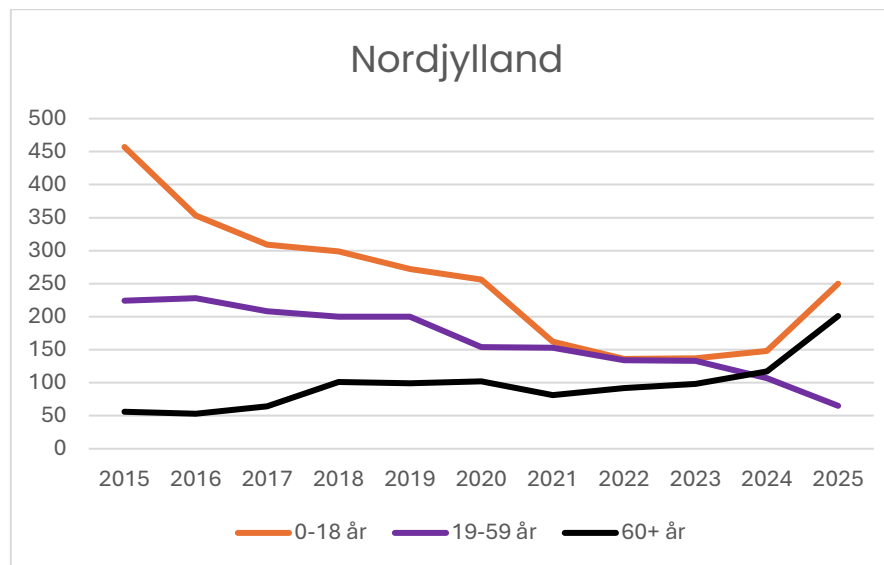
Medlemsudvikling 2015-2025

Nordjylland	2015	2016	2017	2018	2019	2020	2021	2022	2023	2024	2025
Samlet	737	634	581	600	571	512	396	362	368	372	516
0-18 år	457	353	309	299	272	256	162	136	137	148	250
19-59 år	224	228	208	200	200	154	153	134	133	107	65
60+ år	56	53	64	101	99	102	81	92	98	117	201

Nordjylland - HERRER	2015	2016	2017	2018	2019	2020	2021	2022	2023	2024	2025
Samlet	597	547	493	508	484	419	335	302	316	316	392
0-18 år	334	283	240	239	224	209	145	118	122	130	166
19-59 år	208	213	193	182	179	131	131	115	118	96	99
60+ år	55	51	60	87	81	79	59	69	76	90	127

Nordjylland - DAMER	2015	2016	2017	2018	2019	2020	2021	2022	2023	2024	2025
Samlet	140	87	88	92	87	93	61	60	52	56	124
0-18 år	123	70	69	60	48	47	17	18	15	18	84
19-59 år	16	15	15	18	21	23	22	19	15	11	19
60+ år	1	2	4	14	18	23	22	23	22	27	21





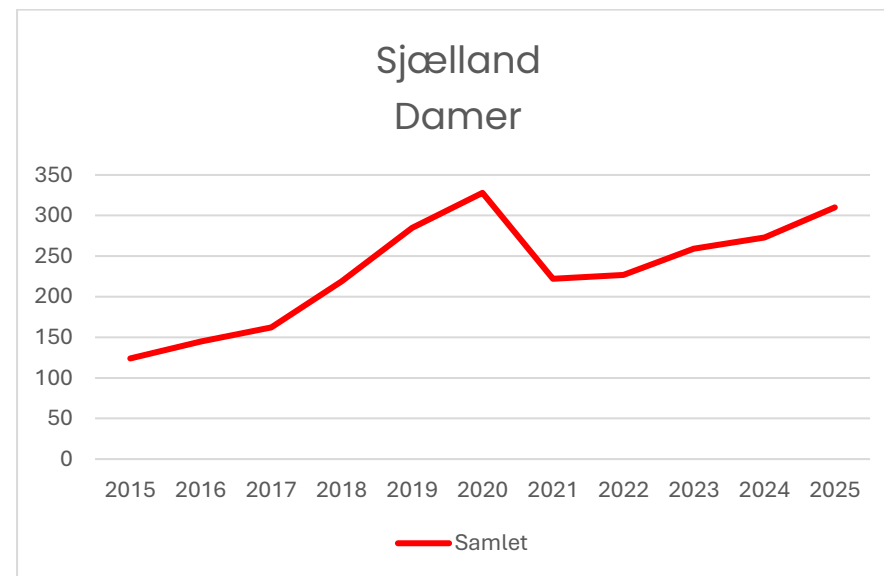
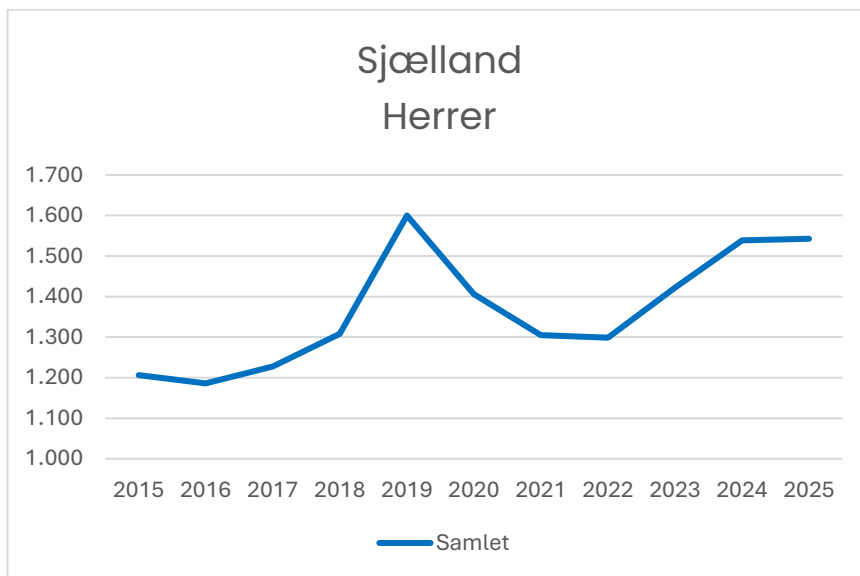
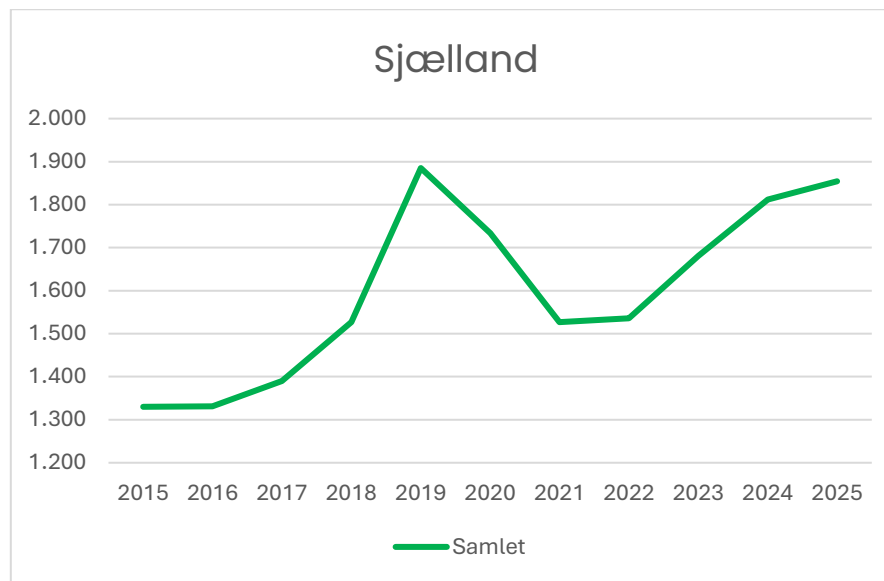
Sjælland

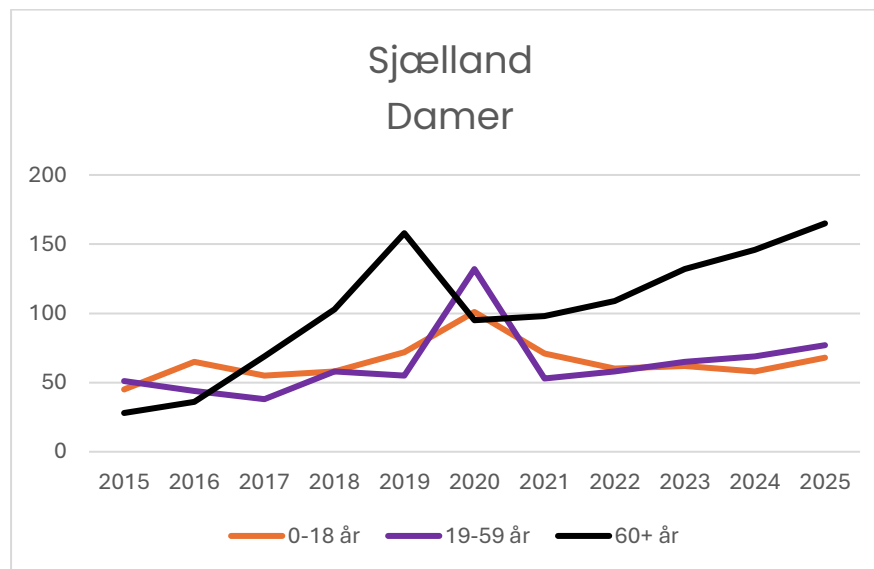
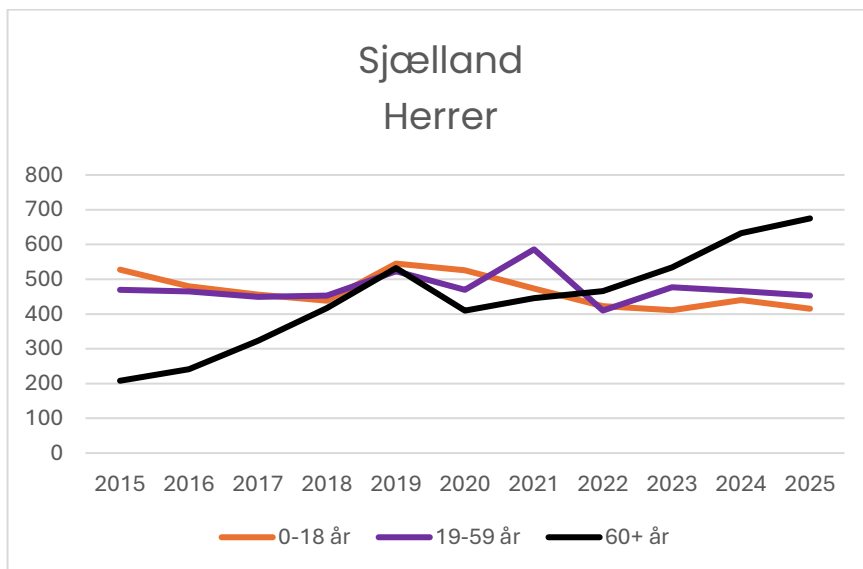
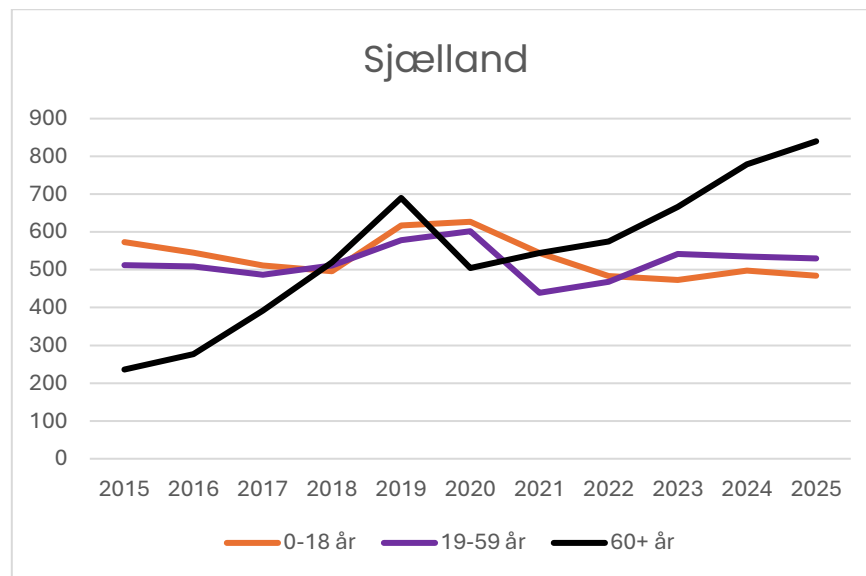
Medlemsudvikling 2015-2025

Sjælland	2015	2016	2017	2018	2019	2020	2021	2022	2023	2024	2025
Samlet	1.330	1.331	1.390	1.527	1.885	1.734	1.527	1.536	1.681	1.812	1.854
0-18 år	573	545	511	496	617	627	544	483	473	498	484
19-59 år	512	509	487	511	578	602	439	468	542	535	530
60+ år	236	277	392	520	690	505	544	575	666	779	840

Sjælland - HERRER	2015	2016	2017	2018	2019	2020	2021	2022	2023	2024	2025
Samlet	1.206	1.186	1.228	1.308	1.600	1.406	1.305	1.299	1.422	1.539	1.543
0-18 år	528	480	456	438	545	526	473	423	411	440	415
19-59 år	470	465	449	453	523	470	586	410	477	466	453
60+ år	208	241	323	417	532	410	446	466	534	633	675

Sjælland - DAMER	2015	2016	2017	2018	2019	2020	2021	2022	2023	2024	2025
Samlet	124	145	162	219	285	328	222	227	259	273	310
0-18 år	45	65	55	58	72	101	71	60	62	58	68
19-59 år	51	44	38	58	55	132	53	58	65	69	77
60+ år	28	36	69	103	158	95	98	109	132	146	165





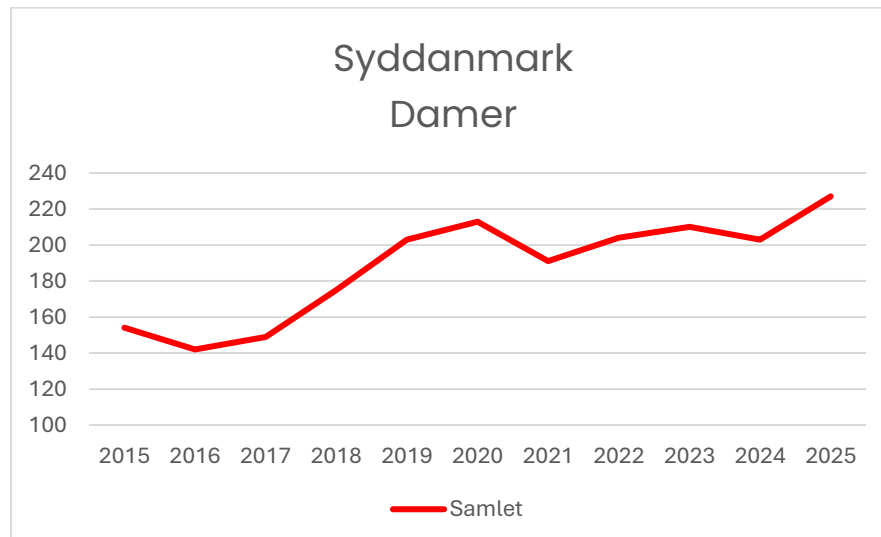
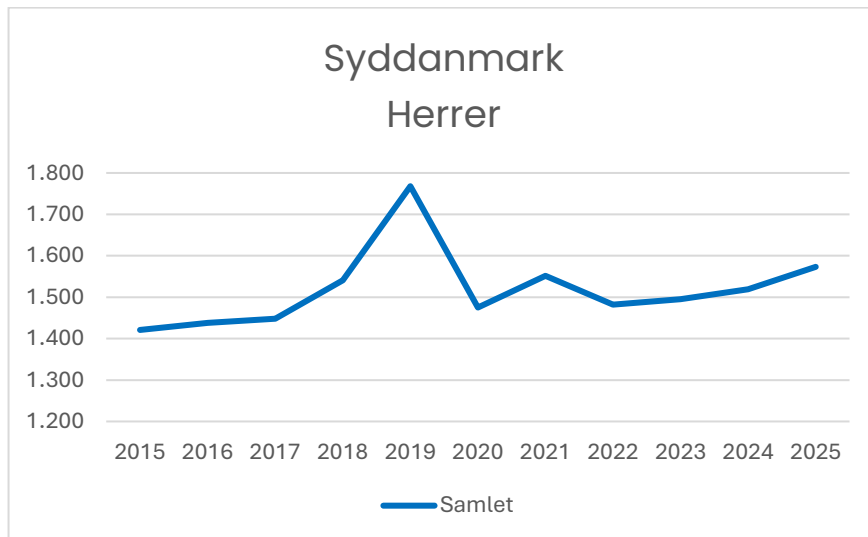
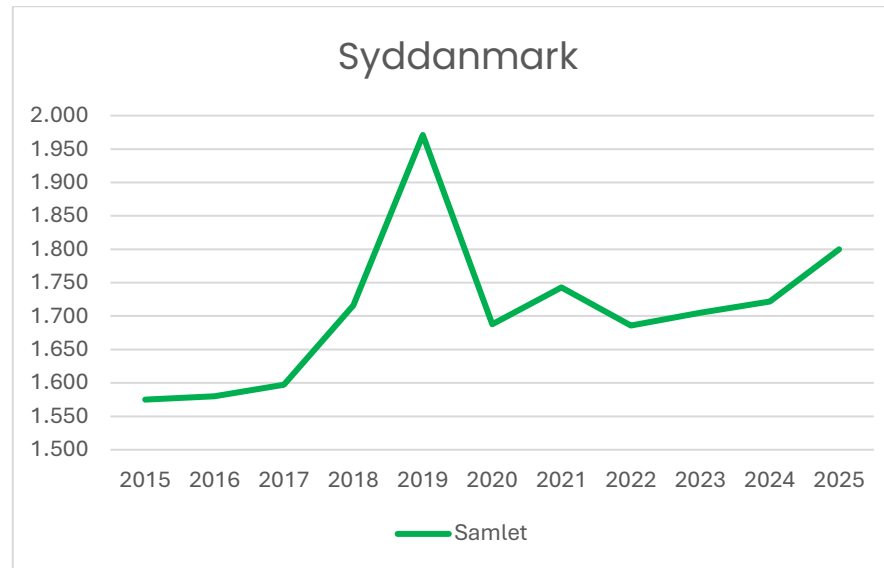
Syddanmark

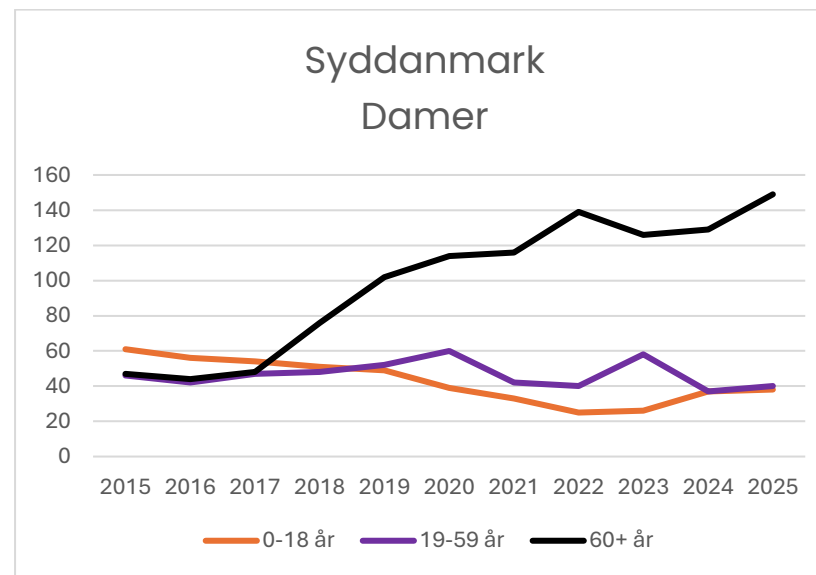
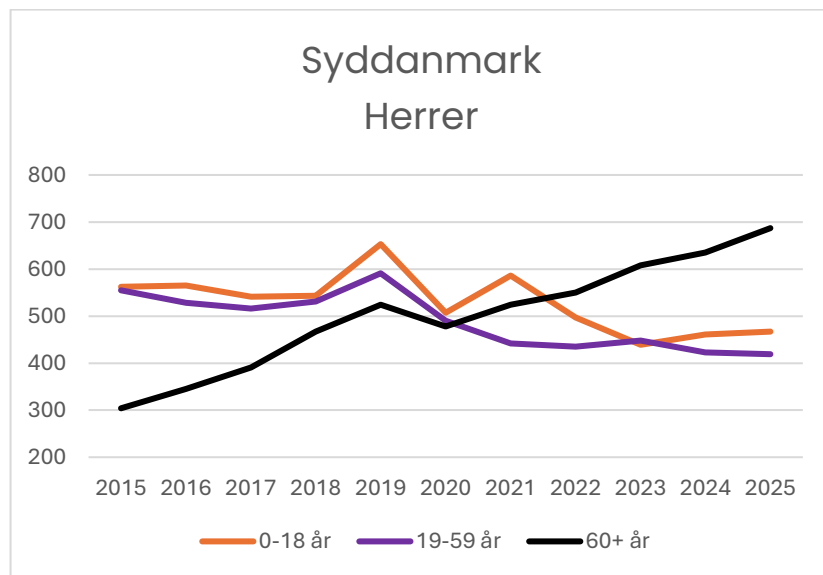
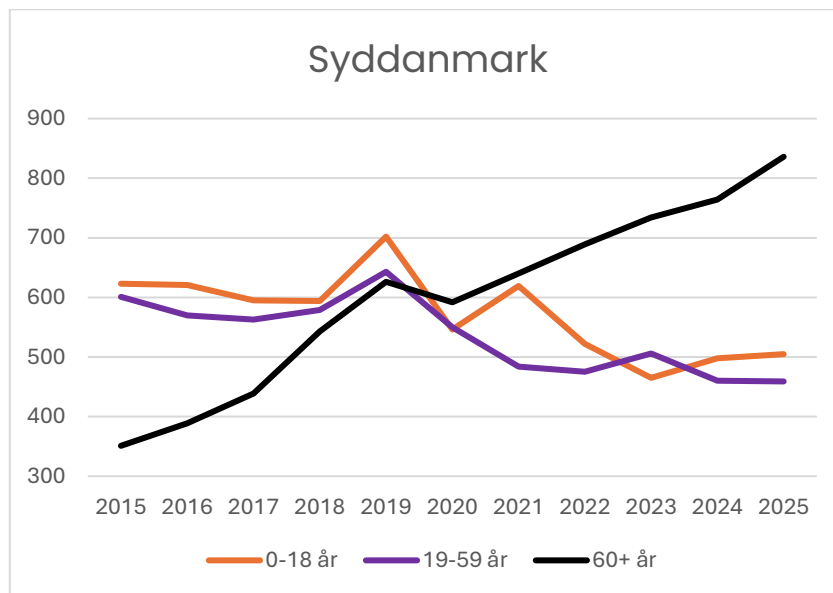
Medlemsudvikling 2015-2025

Syddanmark	2015	2016	2017	2018	2019	2020	2021	2022	2023	2024	2025
Samlet	1.575	1.580	1.597	1.716	1.971	1.688	1.743	1.686	1.705	1.722	1.800
0-18 år	623	621	595	594	702	546	619	522	465	498	505
19-59 år	601	570	563	579	643	550	484	475	506	460	459
60+ år	351	389	439	543	626	592	640	689	734	764	836

Syddanmark - HERRER	2015	2016	2017	2018	2019	2020	2021	2022	2023	2024	2025
Samlet	1.421	1.438	1.448	1.541	1.768	1.475	1.552	1.482	1.495	1.519	1.573
0-18 år	562	565	541	543	653	507	586	497	439	461	467
19-59 år	555	528	516	531	591	490	442	435	448	423	419
60+ år	304	345	391	467	524	478	524	550	608	635	687

Syddanmark - DAMER	2015	2016	2017	2018	2019	2020	2021	2022	2023	2024	2025
Samlet	154	142	149	175	203	213	191	204	210	203	227
0-18 år	61	56	54	51	49	39	33	25	26	37	38
19-59 år	46	42	47	48	52	60	42	40	58	37	40
60+ år	47	44	48	76	102	114	116	139	126	129	149





Bornholm

Medlemsudvikling 2015-2025

Bornholm	2015	2016	2017	2018	2019	2020	2021	2022	2023	2024	2025
Samlet	151	244	225	258	229	263	260	269	293	309	338
0-18 år	92	81	63	70	57	69	62	63	61	64	71
19-59 år	92	84	78	77	54	71	65	66	70	74	87
60+ år	67	79	84	111	118	123	133	140	162	171	180

Bornholm - HERRER	2015	2016	2017	2018	2019	2020	2021	2022	2023	2024	2025
Samlet	204	207	190	220	195	211	210	217	241	246	263
0-18 år	66	64	52	61	51	61	55	53	52	52	56
19-59 år	82	75	65	67	48	57	51	54	58	59	66
60+ år	56	68	73	92	96	93	104	110	131	135	141

Bornholm - DAMER	2015	2016	2017	2018	2019	2020	2021	2022	2023	2024	2025
Samlet	47	37	35	38	34	52	50	52	52	63	75
0-18 år	26	17	11	9	6	8	7	10	9	12	15
19-59 år	10	9	13	10	6	14	14	12	12	15	21
60+ år	11	11	11	19	22	30	29	30	31	36	39

